




INDIAN MILL CORPORATION

INNOVATIVE IDEAS FOR SAFETY / ACCESS GATES


Featuring Four Different Styles of the most versatile and adaptable Access Gates. Fits all Scaffold Systems. Proactive Safety - One Hinge Fits All. All hinge parts are replaceable.

STANDARD SELF CLOSING GATES


Block stairway and ladder entry and exits with self closing one way gates.



STANDARD GATE
Small passage gate
26" high / 36" wide
Weight 18 lbs



STANDARD EXPANDABLE
Small expandable gate
26" high / 36" to 60" wide
Weight 24 lbs







TOEBOARD GATES

No more kicking tools or pieces of building material down the stairs. Block stairway and ladder entry and exits with self closing one way gates. All at guard rail height.

INDIAN MILL has developed the new style of self closing access gates using the spring loaded **FLIP HINGE**. The **FLIP HINGE** is interchangeable to all scaffold systems and adaptable to all types of **INDIAN MILL GATES**.

FLIP GATE

Solid gate with dual toeboards.
Flip gate to change right to left opening
42" high / 36" wide
Weight 28 lbs



42" EXPANDABLE
Expandable Gate with toeboard
42" high / 36" to 60" wide
Weight 30 lbs.

ACCESS GATES